


3 EASY STEPS for paying your EMI on www.homecredit.co.in

Paying your EMI couldn't get any simpler than this. You can pay your EMI from your comfort of home or office. Just follow the simple steps.



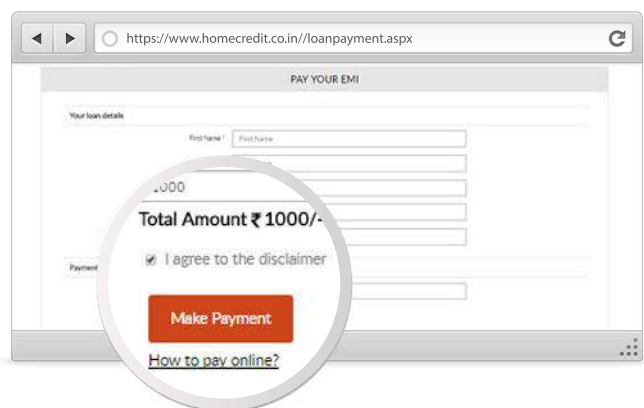
Step 1 - Log on to www.homecredit.co.in/pay and proceed with the disclaimer.

or Once you reach our Home Credit India homepage, look for the 'Pay your EMI' section on the right of the screen.

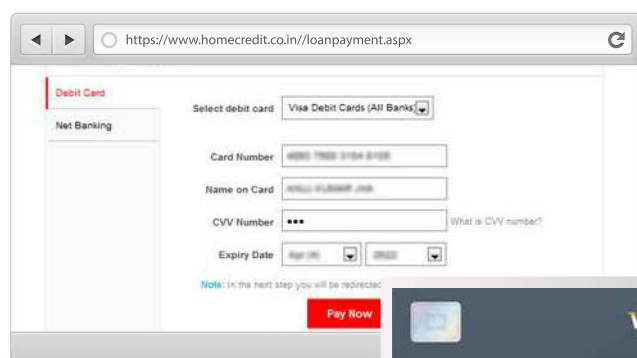
Step 2 - Please fill in the details as mentioned

First Name, Last Name, Contract ID, Email ID, Contact No, Payment Amount

Kindly tick the disclaimer checkbox to proceed.



How to make payment through Debit Card

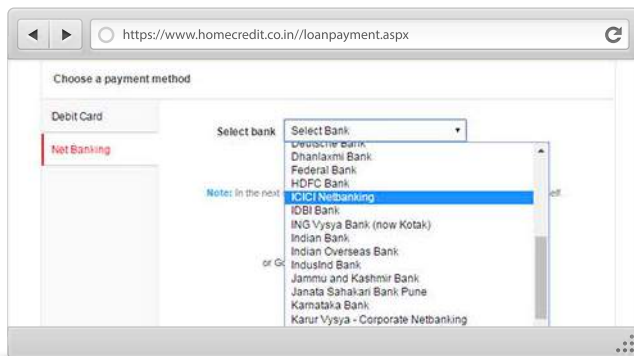


Enter the Debit Card number, expiry date and CVV number on the back of your Debit Card. Kindly enter the password that you have created or the One Time Password sent on your registered mobile phone by your bank to complete the transaction.

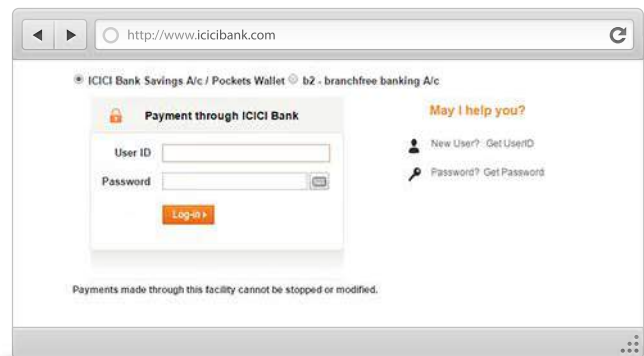


How to make payment through Netbanking

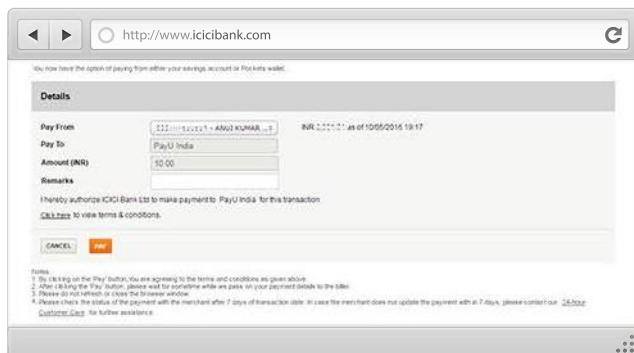
Step 1 - Once you have chosen the Netbanking option & kindly select your Bank



Step 2 - This will take you to your bank's website. Kindly enter your Login ID & Password



Step 3 - Kindly enter the details as required which is Payee name and amount and click on Pay to proceed



And it's done. You will receive a confirmation on the site once the transaction is successful.

